

E-KN043

COMPACT KNEE BRACE

- Ultra-light weight aluminum alloy frames decrease the loading on knee joint.
- ROM hinges with plug-in flexion/extension stops.
 - Extension limitation at: 0°, 10°, 20°, 30°, 40°
 - Flexion limitation at: 0°, 10°, 20°, 30°, 45°, 60°, 75°, 90°
 - Immobilization limitation at: 0°, 10°, 20°, 30°
- Cushioned pads with anti-slip silicon prevent slipping down.
- 4 points of leverage design provides superior stability.



Anatomically shaped femoral condyle pads ensure optimal knee joint contact. The pads contour well around the femoral condyles and fix the brace well.



Heat molded EVA foam paddings without stitching seam and have anti-slip silicon.

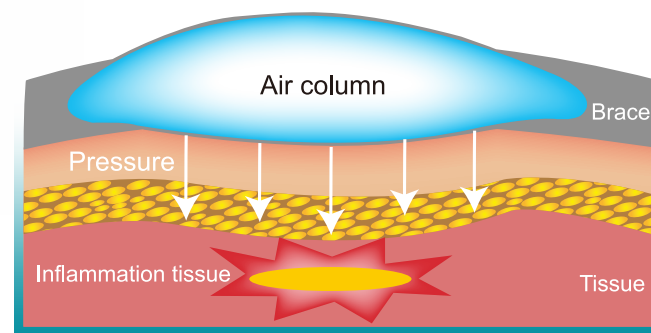


Tool-less ROM Hinge with stops cover makes sure angle stop in right place.

Size	Thigh (CM)	Calf (CM)
S	39-47	29-37
M	47-54	37-43
L	54-60	43-50
XL	60-67	50-57

Measure circumference of thigh and calf (LEFT/RIGHT)

TARGETED PRESSURE TO RELIEVE PAIN



E-WR066

F.A.S.T WRIST BRACE

- Air column instead the metal splint to provide superior support.
- Pressure with air column in 4 areas without compression on the entire wrist.
- Additional inflated area design let customers feel no more stress on injured tissue when inflating.
- Simple to apply, the air column can be applied quickly and easily.
- Skin friendly, breathable materials for absorbing moisture.
- Adjustable straps for customized fit.
- Fit either right or left wrist.

Size	CM
S/M	13-18
L/XL	18-22

Measure circumference around wrist



Air column



F.A.S.T SYSTEM



Inflate fast



Deflate easily

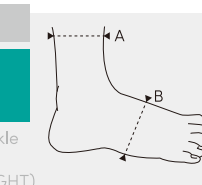
E-AN066

F.A.S.T ANKLE BRACE

- Pressure with air column in bilateral sides of ankle joint and achilles tendon area helps reduce swelling and provides stability for ankle joint.
- Air injection with internal pump without any tool to customize fitting level.
- Additional inflated area design let customers feel less stress on injured tissue when inflating.
- Breathable materials for superior ventilation and skin contact.

Size	A	B
S/M	25-30	20-25
L/XL	30-35	25-30


Measure circumference of 10cm above ankle malleolus(A) and 5th metatarsal base(B) (LEFT/RIGHT)



E-CO010

OB COLLAR

- OB collar is designed to provide great motion restriction without producing painful pressure points.
- Front and back open window design allow moisture and heat to be taken away.
- Breathable foam paddings enhance user's comfort and minimize skin breakdown and ulcer.
- Pads can be cleaned and reused.
- Provide five different sizes for custom fit.
- X-ray, CT and MRI compatible.



Back open window design allows moisture and heat to be taken away.



Breathable foam paddings provide great support and pressure distribution. It contribute to moisture and heat resistance.

Trachea opening for advanced airway procedures, ventilation, drainage and sputum suction.

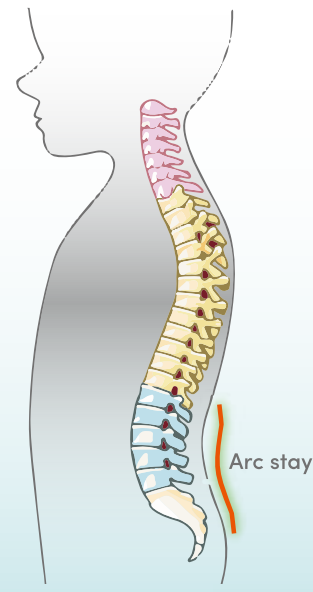


Flexible tabs allow the collar to perfectly fit.

Size	CM
Pediatric	For 2-5 years old
S	<2
M	2-3
L	3-5
XL	>5

NOTE: The measurement results may be one size shorter when patients are supine position. This is due to the influence of gravity on the shoulder's tend. Patients may change the taller size when they improve and become ambulatory.

Measure the height between chin and shoulder



E-WA024 VENTILATED LUMBARFIT BRACE



E-WA025 LIGHT LUMBARFIT BRACE



E-WA026 ADVANCED LUMBARFIT BRACE


LUMBARFIT BRACE



Anatomically-contoured arc stays fit lumbar curve and support lower back muscles.




Buttock curve contour and anatomical shape design.



Extra side straps for fixing V-shaped belts add convenience of wearing.



Ventilated holes provide a comfortable fit and reduce heat and moisture.



The narrow front design let user move freely without bulky feeling.



Focused stays make brace great support on lumbar region.



Additional front spiral springs restrict movement more effectively and provide superior support.

Ventilated holes provide a comfortable fit and reduce heat and moisture.

E-WA025

Size	CM
S/M	65-95
L/XL	95-125

Measure waist circumference

E-WA024 and E-WA026

Size	CM
S	65-80
M	75-90
L	85-100
XL	95-110
XXL	105-120

Measure waist circumference

E-HP011


ADJUSTABLE HIP ORTHOSIS



Double hip hinges can set ROM limitation individually.



FASTEN UNFASTEN
One push buckle design for micro adjustment of tightness over thigh cuff.



Exclusive patent component for adjusting waist circumference easily and quickly. There are 4 different waist circumference ranges.

- Rigid outer shell on waist and thigh for great stability.
- Flexion/extension ROM control from 0° to 120° in 10° stop settings, abduction - adduction adjustments are allowed.
- The universal hinge assembly can be moved to the opposite side and offers a height adjustment at the hip and thigh.
- Light-weight design to improve customers comfort and compliance.

Size	Pelvic (CM)	Prox. thigh (CM)
S	66-81	38-53
M	81-96	43-61
L	96-118	48-69
XL	118-127	53-74

Measure circumference of pelvic, and proximal thigh(20cm above knee) (LEFT/RIGHT)

